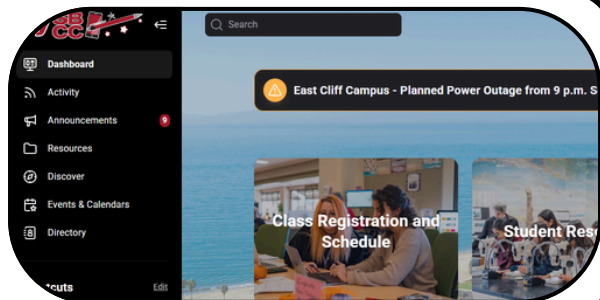


# How to Check Your Registration Holds

SANTA BARBARA CITY COLLEGE | Welcome Center

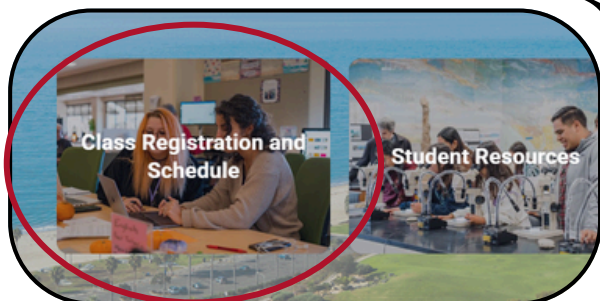
1

Go to [My.SBCC.edu](https://www.sbccc.edu)



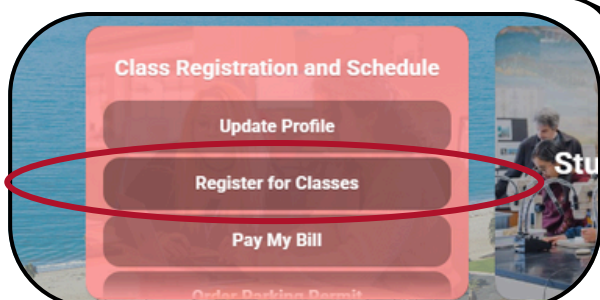
2

Hover over “Class Registration and Schedule”



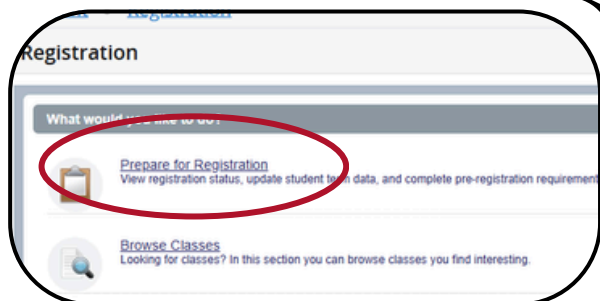
3

Click on “Register for Classes”



4

Click on “Prepare for Registration”



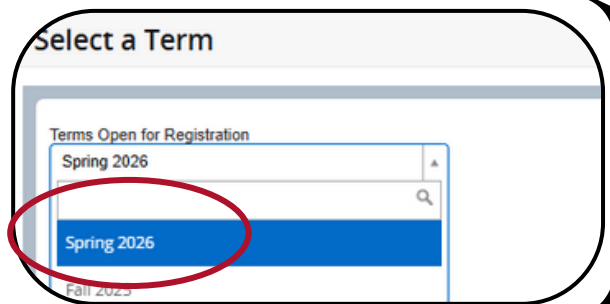
Questions? Visit: [www.sbccc.edu/enrollmentservices](https://www.sbccc.edu/enrollmentservices)

# How to Check Your Registration Holds

SANTA BARBARA CITY COLLEGE | Welcome Center

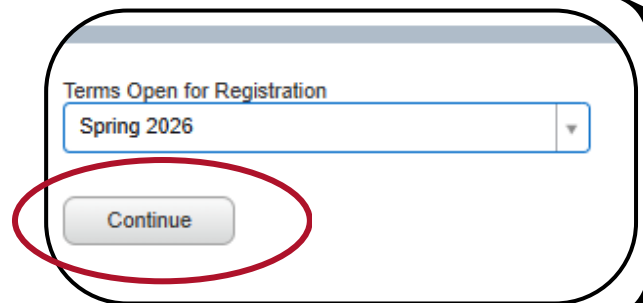
5

Select Your Enrollment Term



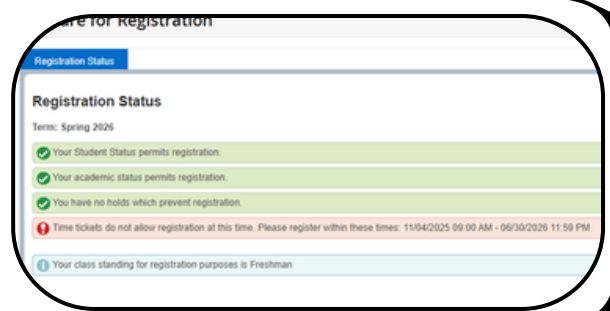
6

Click "Continue"



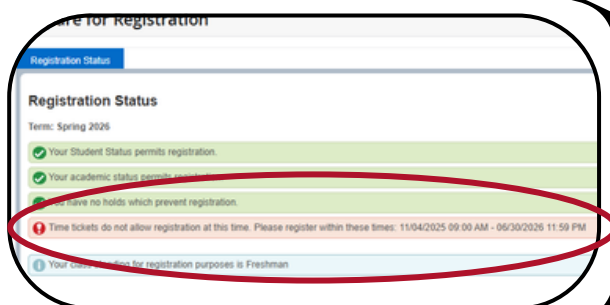
7

Check any holds and registration time frame



\*\*

\*\*Note: You may register for classes within this time frame depending on class deadlines and availability



Questions? Visit: [www.sbcc.edu/enrollmentservices](http://www.sbcc.edu/enrollmentservices)